



Giant Hogweed

NATIONAL FACT SHEET

Scientific Name: *Heracleum mantegazzianum*; **Family:** Apiaceae (Carrot or Parsley)

IDENTIFICATION:



Gardening enthusiasts grow giant hogweed because of their bold, tropical-looking leaves, white-clustered flowers that grow in a large umbrella-shaped heads, and the sturdy, architectural look. Giant hogweed has a presence that commands attention, growing 1.5 to 5m tall in flower; however, it has escaped cultivation and is **HIGHLY INVASIVE**, and poses **SIGNIFICANT HUMAN HEALTH RISKS**.

Giant hogweed is easily mistaken for cow parsnip. Use the following comparison table to help identify giant hogweed:



Fraser Valley Regional District, BC

Giant hogweed grows up to 5m in height with large umbrella-like white flowerheads that reach a diameter of 1.5m.

Cow Parsnip <i>(Heracleum maximum)</i>	Giant Hogweed <i>(Heracleum mantegazzianum)</i>
 <p>Coastal Invasive Plant Committee, BC</p>	 <p>Ministry of Agriculture and Lands, BC</p>

<p>Cow parsnip leaves are NOT shiny, are broader and less serrated than giant hogweed.</p>	<p>Giant hogweed leaves are shiny and large, with leaf edges very coarse and serrated, like a jagged saw edge.</p>		
<p>Cow parsnip flower and leaf stalks are usually green, but lower stems can also have purple. However, purple marks are NOT blotches, streaks or spots.</p> <p>Flower stalks and leaf stems are smooth and have very soft hairs.</p>	<p>Giant hogweed flower and leaf stalks have purple streaks, blotches, lines, and/or spots.</p> <p>Flower stalks and leaf stems contain stiff hairs with a bristly feel.</p>	<p>Cow parsnip blooms in July.</p> <p>Flowerheads are much smaller than giant hogweed, with a diameter of only 0.2m (20cm). Has 15 to 30 ray flowers per stem.</p>	<p>Giant hogweed blooms in mid-August.</p> <p>Flowerheads form a large umbrella shape, and grow up to 1.5m (150cm) in diameter. Has more than 50 ray flowers per stem.</p>

HABITAT:

Giant hogweed grows well in disturbed areas with moist soil, such as vacant lots, uncultivated or waste areas, riverbanks, along roadways, and in agricultural lands.

IMPACTS:

1) HEALTH AND SAFETY ALERT!

Giant hogweed sap contains toxins that causes severe dermatitis when it contacts skin in the presence of sunlight (i.e. phytophotodermatitis). Effects may include welts, rashes, and blistering, followed by pigmented scarring that may persist for as long as six years. Toxic sap is found in the leaves, stems, flowers, and roots of giant hogweed. Contact with sap can occur by brushing against any broken plant parts, handling plant material, or even by touching tools or mowing equipment that was used for giant hogweed control.

Cow parsnip, a plant often mistaken for giant hogweed, also causes a photo-toxic reaction. Oils in the sap of both plants can cause rashes and burning on human skin, if the sap is exposed to sunlight. Even if initial exposure is on a cloudy day, the photo-toxic reaction may take place up to two days later if not properly washed off the skin. Giant hogweed causes a much more severe photo-toxic reaction than cow parsnip.

While exposure to cow parsnip sap and sun can result in a nasty rash, in the case of giant hogweed, the skin can blister to look similar to a third degree burn. A trip to the hospital is recommended if you suspect you have been poisoned by hogweed sap. While the blisters will eventually heal, the purple scars left behind may last a lifetime. If sap from giant hogweed gets in the eyes it could lead to permanent blindness.

2) ECOLOGICAL

Giant hogweed is highly competitive due to vigorous early-season growth, tolerance of full shade, and seasonal flooding. Infestations can cause erosion of stream banks, particularly when winter dieback exposes soil to rain. Because of its large size and rapid growth, it can quickly dominate invaded ravines and stream banks. This substantially reduces the amount of suitable habitat available for native plants and wildlife.



Giant hogweed is a highly competitive plant, taking over trails and limiting recreational access.



Giant hogweed stem hairs and leaves contain a clear, toxic sap that can cause burns, blisters, and scarring of the skin.



BACKGROUND AND DISTRIBUTION IN CANADA:

Giant hogweed is a member of the parsley or carrot family and was first introduced to North America as a garden ornamental. It is an invasive, alien plant that originates from the Caucasus Mountains in west central Asia where it grows in subalpine meadows and forest edges.

Giant hogweed occurs in the following Canadian provinces:

- **British Columbia:** Present in the Lower Mainland, Fraser Valley, Gulf Islands, and central to southern Vancouver Island.
- **Alberta, Saskatchewan, and Manitoba:** Not present.
- **Ontario:** Limited populations.
- **Quebec:** Limited populations.
- **New Brunswick, Nova Scotia, Newfoundland, and Labrador:** Limited populations.
- **Prince Edward Island:** Not present.
- **Yukon:** Suspected, but not confirmed.
- **Northwest Territories and Nunavut:** Not present.

PATHWAYS OF SPREAD:

1) BY SEED: Plants can produce 50,000 - 100,000 winged seeds that can float for three days before becoming water logged and sinking. Seeds can remain viable in the soil for up to 15 years.

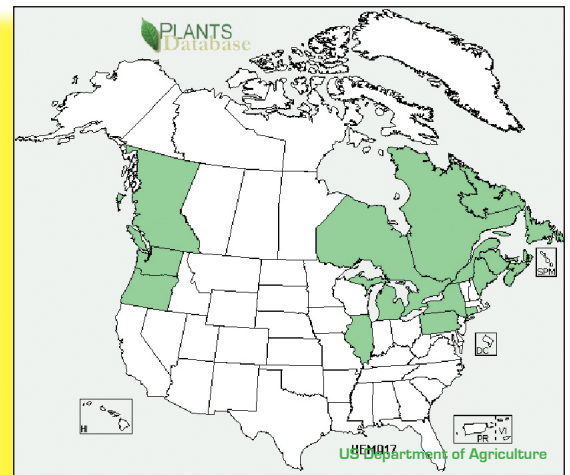
2) BY PEOPLE: Gardeners trade, sell, and import giant hogweed.

REMOVAL TECHNIQUES:



Giant hogweed only reproduces by seed. Prevent seed development and you will keep the plants isolated to their original location. During the summer, it is not recommended you try to remove the plants. They are much too large and sappy at this time of year. Rather, in summer, simply cut off any developing flowers. This will prevent the plant from producing any additional seeds.

In spring, just as the new leaves emerge, the plants are small enough to effectively handle. At this stage (May-early June) you can use a glyphosate-based herbicide (e.g. RoundUp) or if you prefer to physically remove them, then use a sharp spade to cut the shoots from the root about 3-4 inches below ground level. Giant hogweed will not regenerate from the roots left behind. If the shoot is cut 3-4 inches below ground level, the plant should die. It is



SAFETY PRECAUTIONS:

During any attempts at hogweed removal, make sure you have no exposed skin, wear glasses or goggles and conduct the removal on a cloudy day. It is a good idea to clean up thoroughly (shower and wash clothes) immediately following the removal activity.

important to monitor the site for germination of seedlings for several years following removal.

DISPOSAL:

Place plant material (not flowers or seeds) in a large heavy-duty plastic or mesh bag and landfill. Alternatively, dry and incinerate plant material away from any people-frequented areas. If flowerheads have formed, carefully cut them off, place them in sealed plastic garbage bags, and landfill. **Do not compost this plant! Always check the regulations in your province before burning or landfilling plant material. When in doubt about how to dispose of invasive plant material, contact your provincial invasive species council (listed below).**

REPORT GIANT HOGWEED:

ADDITIONAL RESOURCES:

Centre for Invasive Alien Species for Canada:
<http://www.ec.gc.ca/eee-ias/>

Invasive Plant Council of British Columbia:
<http://www.invasiveplantcouncilbc.ca/invasive-plants-bc/invasive-plant-watch/giant-hogweed>

MUN Botanical Garden “Eyes Across the Province” invasive alien species reporting program:
http://www.mun.ca/botgarden/plant_bio/Invasive_Alien_Species/

The Biology of Invasive Alien Plants in Canada. 4. *Heracleum mantegazzianum* Sommier & Levier:
http://www.ontarioweeds.com/media/pdf/page_biology_canada_weeds.pdf

United States Department of Agriculture:
<http://www.invasivespeciesinfo.gov/plants/hogweed.shtml>

After careful identification against cow parsnip, please REPORT SIGHTINGS OF GIANT HOGWEED within your province or territory :

British Columbia	Invasive Plant Council of BC: 1-888-WEEDSBC or www.invasiveplantcouncilbc.ca
Alberta	Alberta Invasive Plants Council: 403-982-7923 or www.invasiveplants.ab.ca
Saskatchewan	Saskatchewan Invasive Species Council: 306-668-3940 or www.saskinvasives.ca
Manitoba	Invasive Species Council of Manitoba: 204-232-6021 or www.invasivespeciesmanitoba.com
Ontario	Ontario Invasive Plant Council: 1-800-563-7711 or www.ontarioinvasiveplants.ca
Québec	Québec Interdepartmental Committee on Invasive Species: 418-520-3907 ext. 4417 or www.mddep.gouv.qc.ca
Newfoundland	Memorial University of Newfoundland Botanical Garden: 709-737-8590 or www.mun.ca/botgarden/home.php
New Brunswick	New Brunswick Invasive Species Council: 506-452-6205 or www.nbisc.ca
Prince Edward Island	P.E.I. Nature Trust: 902-892-7513 or www.islandnaturetrust.ca
Nova Scotia	Invasive Species Alliance of Nova Scotia: 902-585-1935 or www.invasivespeciesns.ca
Yukon	Yukon Invasive Species Council: 867-393-3394 or www.yukoninvasives.com
Northwest Territories	Government of the Northwest Territories Department of Environmental and Natural Resources: 867-920-6327, email: NWTSOER@gov.nt.ca , or www.gov.nt.ca
Nunavut	No known agency.



SASKATCHEWAN
INVASIVE SPECIES
COUNCIL



Invasive Species Council - Manitoba



Ontario
Invasive Plant Council



Memorial University of Newfoundland



Développement durable,
Environnement
et Parcs
Québec



New Brunswick Invasive Species Council

